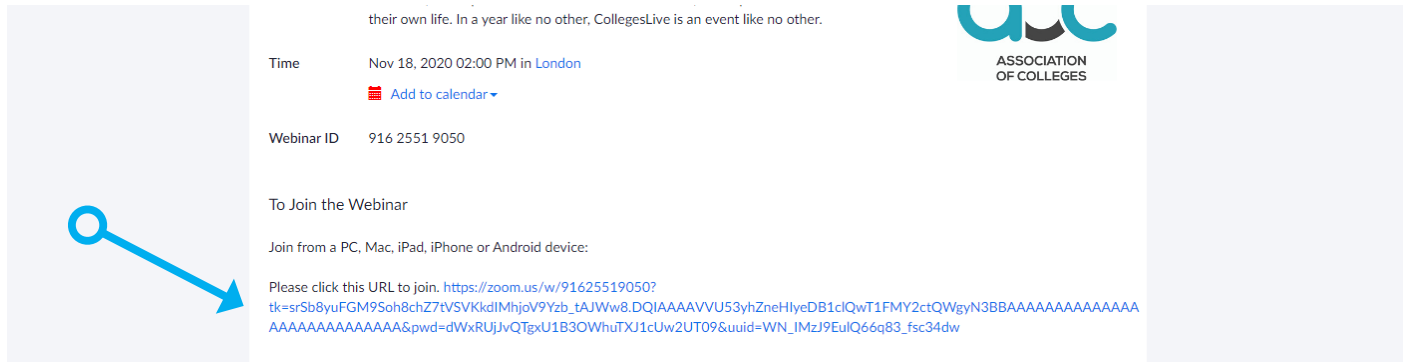
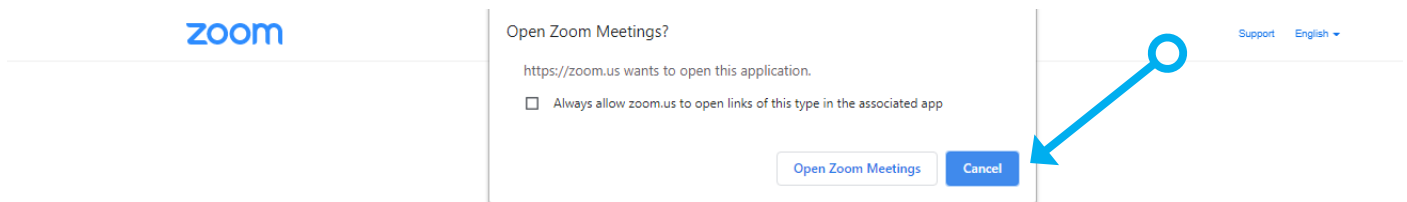


LOGGING ON TO COLLEGES LIVE - STREAM EVENT 18/11/20

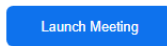
- 1** Copy and paste the joining link below into your search bar:
Joining link: https://zoom.us/webinar/register/WN_IMzJ9EulQ66q83_fsc34dw



- 2** Complete the short registration form and you will see the above page, click on the link shown in blue above.

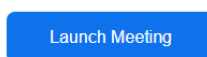


Click **Open Zoom Meetings** on the dialog shown by your browser
If you don't see a dialog, click **Launch Meeting** below.



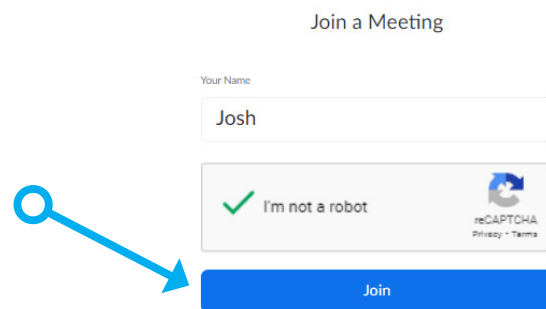
- 3** Click cancel when the above pop up shows

Your meeting has been launched.
Don't see your Zoom meeting?



Don't have Zoom Client installed? [Download Now](#)
Having issues with Zoom Client? [Join from Your Browser](#)

- 4** Don't click the "Launch Meeting" button above - instead click where it says "Join from your browser"



Zoom is protected by reCAPTCHA and the [Privacy Policy](#) and [Terms of Service](#) apply.

- 5** Add the name you wish to appear when you Join and prove you're not a robot. Click Join and you're in!